



專業創新

價值分享

# PONTEX POLYBLEND CO., LTD.

## Investor Conference 2025 Q3 Operating Results

2025/12/09



邦泰集團總部  
PONTEX GROUP HEADQUARTERS  
PONTAX POLYBLEND CO., LTD.  
PONTAX POLYBLEND CO., LTD.



## ■ Disclaimer

This briefing may contains forward-looking statements that will affect the Company's inferred views on the development of the industry in the future due to uncertainty risks, actual results may differ materially from these forward-looking expectations, and the Company is not responsible for updating or reminding the Company from time to time in the event of changes or adjustments in the future.

The financial information in this briefing has been prepared in accordance with ifrs, international accounting standards, has been reviewed by accountants and has been submitted to the Board of Directors of the Company.

## ■ Agenda

- **Company Profile**
- **2025 Q3 Financial Results**
- **Future Business Focus**
- **Q&A**



專業創新

價值分享

# Company Profile

精進創新

永續邦泰

ISO 14001 · ISO 9001 · IATF16949



專業創新

價值分享

# Group Stronghold

- ◆ Established : 1982/12/21
- ◆ Stocks Listed on OTC : 2002/3/26

## Qingyuan Pontex (established in 2020)

- ◆ Equipment ◆ Composite production base
- Address : Qingyuan City, Guangdong Province  
Qingxin District Taiping Town Longwan  
Industrial Park
- ◆ Covers an area of about 86,60 square meters  
(130acres)



## Taiwan Pontex (World Headquarter) –

- ◆ Composite production base/
- ◆ R&D center
- Address : Longxing Ln., Sec.2, Fengxing Rd.,  
Tanzi Dist., Taichung City
- ◆ Covers an area of about 34,700 square meters



## VietNam Pontex (established in 2017)

- ◆ Equipment ◆ Composite production base
- Address : My Phuoc II Industrial Part, Chanh Phu  
Hoa Ward, Ho Chi Minh City, Vietnam.
- ◆ Covers an area of about 46,190 square meters



精進創新

永續邦泰

ISO 14001 · ISO 9001 · IATF16949







專業創新


價值分享

## ■ Major business divisions

### Equipment Injection

Revenue ratio: **15%~25%**

- 1 Casual shoes and accessories
- 2 Sneakers outsole  
(Soccer shoes, Baseball shoes,  
Football boots, Golf shoes )
- 3 Sneaker parts injection
- 4 Other injection(non-shoes)



### Plastic Compound Material

Revenue ratio: **75%~85%**

- 1 Engineering modified plastic
- 2 Other High Specification Materials
- 3 Recycled materials(PCR)
- 4 Biodegradable materials





專業創新

價值分享

## 2025 Q3 Financial Results

精進創新

永續邦泰

ISO 14001 · ISO 9001 · IATF16949





專業創新

價值分享

## Statement of Comprehensive Income (Consolidated)-QTD

Amount : NT\$Thousand

	Total Q1 to Q3 2025		Total Q1 to Q3 2024		Differences amount	
Operating Revenue	404,041	100%	409,892	100%	(5,851)	-1%
Operating Cost	(364,219)	-90%	(370,335)	-90%	(6,116)	2%
Gross Profit	39,822	10%	39,557	10%	265	1%
Operating Expenses	(111,389)	-28%	(98,573)	-24%	12,816	13%
Net Operating Income	(71,567)	-17.7%	(59,016)	-14.4%	(12,551)	21%
Non-Operating Income and Expenses	7,453	1.8%	633	0.2%	6,820	-1077%
Profit before Tax	(64,114)	-15.9%	(58,383)	-14.2%	(5,731)	10%
Profit	(62,938)	-15.6%	(57,538)	-14.0%	(5,400)	9%
Earnings Per Share(NT\$)	(0.55)		(0.53)			

Earnings Per Share was calculated based on total weighted average number of ordinary shares outstanding (thousand shares )

113,495

108,969

精進創新

永續邦泰

ISO 14001 · ISO 9001 · IATF16949





專業創新

價值分享

## ■ Statement of Comprehensive Income (Consolidated)

Amount : NT\$Thousand

	2025Q1		2025Q2		2025Q3		2024Q3	
Operating Revenue	129,024	100%	144,365	100%	130,652	100%	126,811	100%
Operating Cost	(115,601)	-90%	(127,708)	-88%	(120,910)	-93%	(117,165)	-92%
Gross Profit	13,423	10%	16,657	12%	9,742	7%	9,646	8%
Operating Expenses	(37,997)	-29%	(34,295)	-24%	(39,097)	-30%	(33,327)	-26%
Net Operating Income	(24,574)	-19.0%	(17,638)	-12.2%	(29,355)	-22.5%	(23,681)	-18.7%
Non-Operating Income and Expenses	(1,302)	-1.0%	2,325	1.6%	6,430	4.9%	(3,950)	-3.1%
Profit before Tax	(25,876)	-20.1%	(15,313)	-10.6%	(22,925)	-17.5%	(27,631)	-21.8%
Profit	(25,173)	-19.5%	(16,697)	-11.6%	(21,068)	-16.1%	(26,269)	-20.7%
Earnings Per Share(NT\$)	(0.22)		(0.15)		(0.19)		(0.24)	

Earnings Per Share was calculated based on total weighted average number of ordinary shares outstanding (thousand shares )

113,495

113,495

113,495

108,969

精進創新

永續邦泰

ISO 14001 · ISO 9001 · IATF16949



專業創新

價值分享

## Balance Sheet Highlights (Consolidated)

Amount : NT\$Thousand

	2025.09.30	2024.12.31	2024.09.30
Cash and cash equivalents	106,049	114,445	135,012
Current financial assets measured at amortized cost	51,264	53,724	54,288
Notes and accounts receivable, net	125,717	135,996	119,072
Inventories	180,079	223,855	242,544
Property, plant and equipment	657,792	683,976	694,428
Other assets	259,407	292,717	289,028
<b>Total Assets</b>	<b>1,380,308</b>	<b>1,504,713</b>	<b>1,534,372</b>
<b>Current Liabilities</b>	<b>467,218</b>	<b>492,042</b>	<b>386,562</b>
<b>Non-current Liabilities</b>	<b>56,407</b>	<b>45,185</b>	<b>160,982</b>
<b>Total Equity</b>	<b>856,683</b>	<b>967,486</b>	<b>986,828</b>

Net Worth/Share(NT\$)

7.55

8.52

8.69

Net worth per share was calculated based on total shares outstanding (thousand shares )

113,495

113,495

113,495

精進創新

永續邦泰

ISO 14001 · ISO 9001 · IATF16949



專業創新

價值分享

## ■ Key Financial Ratios (Consolidated)

	2025.09.30	2024.12.31	2024.09.30
AR Turnover(Days)	88	92	87
Inventory Turnover(Days)	196	215	220
AP Turnover(Days)	55	61	62
Cash Conversion Cycle(Days)	229	246	245
ROE(annualized)	-9.20%	-8.00%	-8.28%
Current ratio	108.92%	119.97%	158.85%
Fin.Debt(Included long term and short term financial debts)	31.21%	29.68%	29.72%

精進創新

永續邦泰

ISO 14001 · ISO 9001 · IATF16949

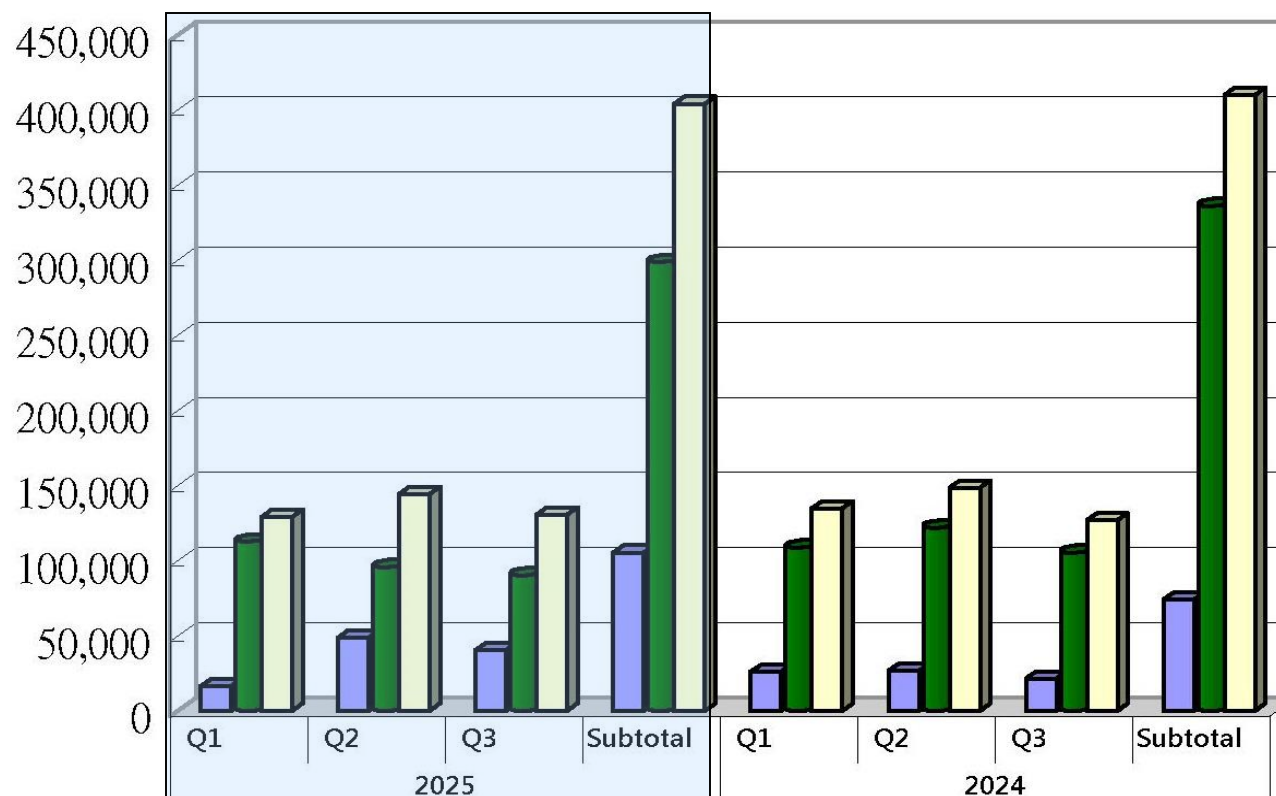


專業創新

價值分享

## Revenue Breakdown by Divisions

NT\$:thousand



Equipment Injection	16,264	48,659	40,366	105,289	25,907	26,489	21,490	73,886
Plastic Compound Material	112,760	95,706	90,286	298,752	108,785	121,900	105,321	336,006
Total	129,024	144,365	130,652	404,041	134,692	148,389	126,811	409,892

精進創新

永續邦泰

ISO 14001 · ISO 9001 · IATF16949





專業創新

價值分享

## Future Business Focus

精進創新

永續邦泰

ISO 14001 · ISO 9001 · IATF16949



## ■ Business development focus

### Plastic Compound Material

#### ● High value composite materials :

Electronics/aerospace/energy/AI...technological industry materials

#### ● Development of low-carbon/carbon-reducing composite materials :

1. Replastic-recycling-reuse
2. Plastic reduction-biomass alternative materials

### EquipmentInjection

#### ● Multi-brand footwear product OEM

#### ● Non-footwear multi-product OEM

## Application of composite materials in the AI industry

- (Facial) Human-Computer Interaction components
- Robot head shell
- Chest and back shell
- Joint shell - Shoulder/Elbow /Knee
- Arm leg skeleton
- Gears and transmission structures
- Fingers and back of hand
- Anti-slip components

3



### 1、無人機應用材料

Materials for Drone applications

### 2、無人艇應用材料

Materials for Drone boat

### 3、機器人應用材料

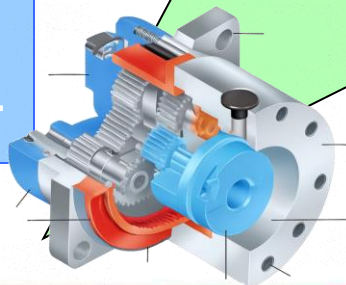
Materials for Humanoid robot

### 4、行星減速器應用材料

Materials for Planetary Gearbox

- Planetary gearbox housing
- Input shaft / Output shaft / Inner shaft
- Planetary Carrier
- Internal gear ring
- Gear oil seal

4




- Fuselage module
- Propeller blades
- Battery casing
- Motor housing
- GPS module

1



- Radar dome
- Small propeller
- Propulsion system casing
- Fixed seats inside the cabin
- Waterproof connectors and wire sheathing
- Electronic Instrument panel housing
- Lens module bracket
- Hull components/Float

2





專業創新

價值分享

# Q & A

精進創新

永續邦泰

ISO 14001 · ISO 9001 · IATF16949





專業創新

價值分享

# Thank You !



精進創新

永續邦泰

ISO 14001 · ISO 9001 · IATF16949